



hospital and
health care

**Laundry
solutions**



About us

We lead the industry by offering efficient, fabric-friendly and authentically Made in Italy laundry solutions, focusing on service and continuous training.

Since 1968 we have been designing, building and selling laundry machines and systems in over 70 countries around the world. We believe in ideas, in progress, in the competence and passion of our people. Our growth is the result of the expression of our teams and their participation in company projects.

Digitalisation processes and advanced technology are our response to the fast changes in our environment. Our aim is to provide our customers with functional, efficient and versatile tools to help with their daily laundry practices.

The professional hygiene of garments and textiles and their maintenance during washing drying, ironing and disinfection are our field of action.

Efficiency and sustainability are the guidelines of our growth strategy.

What we produce

- High spin washing machines
- Hard mounted low spin washing machines
- Hygiene barrier washing machines
- Tandem - Stacked Washing Machine and Dryer -
- Tumble dryers
- Flatwork ironers
- Drying ironers





Our services

We are close to the customer during the entire purchasing decision process and throughout the product life cycle. After the sale, we provide technical support, handling special requests and direct advice on applications.



We guide the customer through the product selection process by providing qualified advice, carefully analysing his specific needs.




We provide customer with a detailed calculation of his needs through the realization of a layout that anticipates the final result.



We design and manufacture our entire range. This allows us to satisfy end customer by customizing our offer.



We sell worldwide through an organised network of experienced distributors in the hospital and care sector.



We support the customer with a range of state-of-the-art after-sales tools that enable quick responses and effective interventions.



The range is guaranteed for 24 months; wi-fi connection activates it from the date of registration on IMConnect portal. Components and materials guarantee long product life. (see price list)



Protection and Clean

Supervising the hygiene of hospital environments is more essential than ever. The safety of care and well-being of people staying and working in hospitals or nursing homes is a fundamental issue of great interest.

The dangers that hide in hospital beds and operating theatres are many. The cleanliness of bed linen, doctors' and nurses' uniforms and all textiles used for dressings is of paramount importance to the health of patients and staff.

Incorrect or sloppy handling of tissues in hospitals, nursing homes and all facilities that care for people, results in significant costs for the treatment of infection transmission. Appropriate daily tissue disinfection is a procedure essential to prevent and contain infectious events.

A correct and complete knowledge of the washing/disinfection processes and adequate training of the personnel involved, results in control, cost reduction and safety.



ADVANTAGES OF AN IN-HOUSE LAUNDRY

Creating a comfortable and healthy environment is essential to ensure a high standard of care and to achieve:

- maximum hygiene
- maximum cleaning standards
- maximum programming flexibility
- maximum washing process performance
- maximum machine reliability
- maximum fabric care



Technology and Efficiency

Intuitive and ergonomic tools make laundry efficient and convenient for hospitality facilities. Cloud management, touch screens and more: a smart laundry management is simple with IMESA!

On-board technology

IM11 is the digital control unit mounted on all IMESA washers:

- Excellent UX
- Full touch 7" display
- Intuitive graphical icon layout
- Working parameter management
- OPTIWASH® cycles
- Unlimited programming
- Multi-language display
- Wi-fi and ethernet connection on IMESA IMConnect portal

IM10 is the digital control unit mounted on all IMESA tumble dryers, flatwork ironers and drying ironers:

- High resolution
- Unlimited programming
- Working parameters management
- Multi-language display
- Upload/download programs
- Upload/download data up to 5000 cycles
- Available with IoT module for wi-fi connection

Wi-fi technology

IMConnect is the laundry portal specifically designed by IMESA. With IMConnect we allow the remote laundry management, the real-time production control, valuable data acquisition, predictive maintenance and organisational agility.

- **CREATION OF CUSTOMIZED CYCLES**
- **MONITORING OF WASHING CYCLES**
- **CONTROL OF RESULTS OF CUSTOMIZED PROGRAMS**
- **ADJUSTMENT OF DETERGENT, WATER, ENERGY DOSAGE**
- **CONTROL OF CONSUMPTION**





Tailor-made project

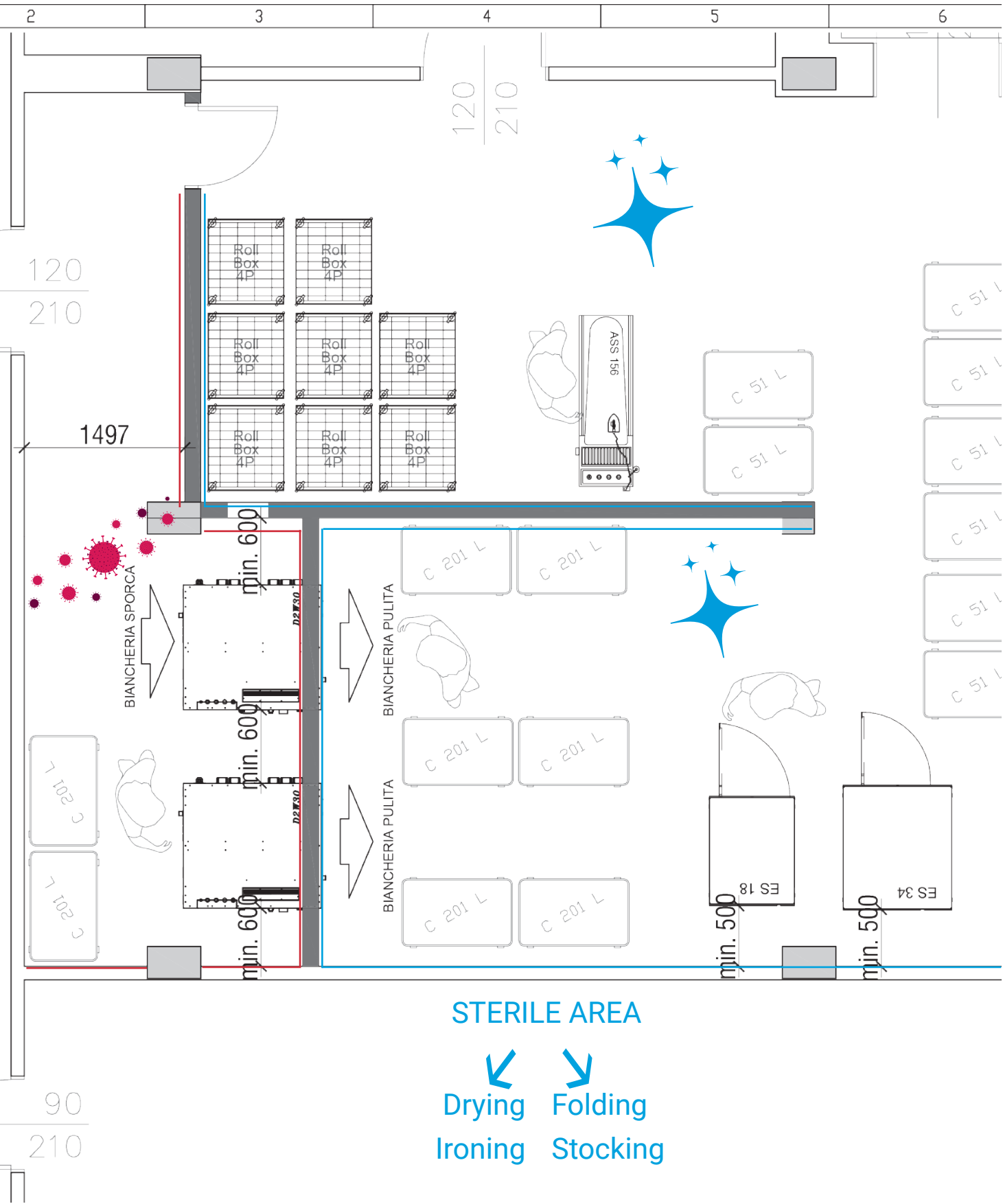
A tailor-made laundry is a guarantee for quality, results and convenience. Our experience in the hospital and care facility sector makes us the best partner for a successful project.

Personal care facilities are environments with a medium to high risk of contamination, where the laundry service is a strategic activity. For this reason in-house and direct management of the service is a great added value.

Our range of machinery is complete and meets the washing, drying and ironing needs of a laundry, enabling complete and correct treatment of personal linen, bed linen, bath linen, table linen and cleaning cloths.

The variety of models makes it possible to meet the productivity needs of a facility while respecting the space, time and staff available.







Hygiene barrier washers D2W

HYGIENE, DISINFECTION, CLEANLINESS are the watchwords of a professional laundry serving hospital departments. IMESA has created the specific solution for hospital laundries starting from 18 kg of capacity.

The **IMESA hygiene barrier washers D2W series** is designed to guarantee the maximum hygiene safety in washing processes in hospitals, nursing homes, childcare facilities, clinics and pharmaceutical industries, eliminating the risk of contamination.

Equipped with two opposite doors, one for loading and one for unloading, they allow to load the infected linen in the room dedicated to its reception and unload the clean linen on the opposite side, in a separate room.

The clean-side door is programmed to remain locked until the infected-side door is closed and until at least one wash cycle has been completed. The infected-side door is programmed to remain locked until the clean-side door is closed at the end of the clean linen unloading operation.


Programming, detergent loading and maintenance take place on the infected side to avoid risks of contamination and maintain a high level of hygiene.



The hygiene barrier washers D2W have the following characteristics:



- IM11 7" new generation touch screen for total control of washing parameters, also remotely via wi-fi and complete with specific disinfection programs.
- Customizable washing solutions to fully meet the disinfection and hygiene needs of any care facility.
- Two large opposing doors to separate the loading of infected linen from the unloading of clean linen.
- Electronic management of door opening to avoid any contamination between infected and clean tissues.
- Possibility of second display IM10 on the clean side to show the correct progress of the program, remaining time and the end of the program even from the clean room.
- Aisi 304 stainless steel bodywork, synonymous with high quality and durability.
- 3 heating alternatives: electric, direct steam or indirect steam, electric + direct steam for total compatibility to all types of plants.
- Automatic drum positioning for easy and safe door opening.
- Maximum ergonomics when loading laundry due to the basement on which the washing machine is mounted.



The D2W line is designed and manufactured in compliance with EN14065, which indicates a management system that is capable of providing a level of microbiological quality according to the intended use of the textile and is based on the evaluation of the risk analysis and biocontamination control (RABC) system.



Washing machines LM and RC

IMESA's wide range of washing machines is the answer to every washing need and the result of more than 55 years of product development and industry experience. Ease of use, flexibility in programs and daily productivity are the features that distinguish the IMESA product.

High spin washing machines LM from 8 to 125 Kg

With the LM high spin washers series IMESA presents technology and quality in one machine.

The latest generation IM11 touch screen is the indispensable tool that makes the washing machine perfect for every need. To every washing need we respond with a set of customized programs, designed with results and savings in energy, water and detergent in mind.



Washers are equipped with wi-fi connection to IMConnect web portal for remote control.

Hard mounted low spin washing machines RC from 8 to 85 Kg

The hard mounted low spin RC washers are robust, highly reliable and are the best answer to simple washing needs and high productivity.

RC washers do not require springs or shock absorbers and are anchored to the ground by means of special fixing systems (anchor bolts, frames).

Equipped with IM11 touch screen, on request can have wi-fi connection to IMConnect portal for machines remote control.





Tumble dryers ES

The ES series is designed for all hospital and health care activities where there is a need for high productivity, temperature control and excellent drying results. In continuous evolution, it is available in Easy, Smart and Green versions.

Easy

The ES Easy Line models equipped with analog control unit and digital thermostat for drying temperature adjustment are the basic drying solution. In their simplicity they guarantee high reliability and performance thanks to high-quality materials and components.

The line is available in 10-14-18-23-34 Kg drying capacity.

Smart

The ES Smart Line models are equipped with IM10 computer touch screen for a total customisation of drying parameters, alternating direction of drum rotation and multistep heating function for optimum temperature management. The Smart line includes, in addition to small and medium capacities, also the large capacities of 55 and 75 kg.

Green

The ES GREEN tumble dryer with electric heat pump operates in closed circuit, does not require outlet for emissions and can be installed even in a closed environment. The ES GREEN is available in 10-14-18 Kg drying capacity.





Flatwork ironers FI

The IMESA FI flatwork ironer is the ideal ironing complement to all laundry activities. It is available in two versions, Easy Line and Smart Line: two commercial proposals to meet customer needs at best.


- Roller ø: mm 250 and mm 330
- Usable ironing length: 1000 - 1200 - 1500 - 1600 - 1800 - 2000 mm
- Heating chest in chromed and polished steel
- Chest outer cover for reduced heat loss and energy savings
- Torsion bar system for a uniform pressure ironing over the entire length of the roller
- High standard of operator protection systems

Easy

The Easy line is equipped with analog control unit and digital thermostat for ironing temperature adjustment, cotton roller cover and exit basin for collecting laundry.

Smart

The SMART line is complete with IM10 computer touch screen and electronic ironing speed control according to temperature. The adjustable fabric feed position and the NOMEX cover guarantee high ironing standards.





Drying ironers MCA and MCM



The MCA and MCM drying ironers allow two operations in one: drying and ironing. The MCM models are also set up for automatic folding.

A suitably sized in-house laundry equipped with IMESA ironing dryers can iron from a minimum of 34 kg/hour to a maximum of 90 kg/hour of flat linen.

DRYING IRONERS MCA

Compact dimensions and the possibility of being installed close to a wall make the MCA models ideal for medium-sized structures. The MCA series is available with a roller Ø 330 mm and lengths 1500-1800-2100 mm.

DRYING IRONERS MCM

MCM ironing dryers offer the possibility to iron on two independent lines and to configure the type of fold: single, double or none. Available with a suction feed table for perfect fabric introduction, it allows a single operator to iron and fold large garments.

The MCM series is available with roller Ø 500 mm and lengths 2500-1800-3200 mm.



Surface care

An in-house laundry equipped with IMESA washing machines satisfies the need for interior cleaning, particularly of floors subjected to the high traffic of guests, staff and visitors.

The cleanliness of care facilities is of paramount importance to avoid dangerous contamination and risky situations for people, such as a slippery and treacherous floor.

CORRIDORS, CHAMBERS, BATHROOMS, KITCHENS: the correct treatment of MOPs and cloths for cleaning surfaces is essential in a healthcare facility and with IMESA washing machines specific programmes are available that, in addition to washing and the removal of dirt and microbes, include disinfection.

IMESA washing machines are equipped with an eco-friendly automatic liquid detergent loading system with liquid recovery tank.

The filter is easily cleaned for total removal of threads, hair and dust residues.



THE ADVANTAGES OF IN-HOUSE MOP AND WIPE MANAGEMENT:

- specific washing cycles
- highest cleaning standards
- monitoring of work cycles
- control of detergent consumption
- staff flexibility





Via degli Olmi, 22 31040 Cessalto (TV) Italy
Phone: +39.0421.468011
info@imesa.it
www.imesa.it



Rev.00_2024