




Travelling is emotion.



Hygiene, cleanliness



Give your guests the freedom to live the emotions. Offer them the certainty of cleanliness and hygiene, that's what they need today. Reassure them! Win them over with the fragrance, softness and the beauty of the colours.

The best hotels stand out for the care and attention they dedicate to the guest, right down to the last detail.

Today the key words are

- SANITIZE
- INFORM
- WELCOME

because a satisfied customer is the best publicity!

What do guests expect from the hospitality and catering sector?

ATTENTION and **SAFETY**, and today more than ever it is important to be ready.

Treating linen carefully requires efficient and optimized operating solutions, that will turn into appreciation for the excellent service.

Choosing the fragrance for the bedlinen, serving on perfectly ironed stain-free tablecloths and providing soft towels for the bathroom and wellness centre are details which make the difference, the cossetting that makes for satisfied and happy guests.

With IMESA laundry solutions, laundry is washed, dried and ironed with the maximum care, **preserving the tissues over time**, often too abused by unsuitable cycles and detergents too aggressive. The investment in good quality fabrics, can not be thwarted by wrong laundry treatments.

With IMESA laundry solutions, the **consumption of water, energy and detergents** are constantly under control, to align and meet the seasonal needs of the facility.

Opting for an in-house laundry is the answer!

The right equipment is the result of an accurate and professional sizing of real needs, allows the control of laundry activities and the quality of the results.

#IMESABEAUTY



Economic benefit.

Our primary goal is the success of those who operate our machines every day.

Our mission is the well-being of everyone who lives a daily life of cleanliness and beauty.

Having an efficient laundry is important to greatly reduce the times and costs of the service and personally manage the quality of the laundry the best way possible.



Managing an external laundry service is more costly than using an in-house laundry, not to mention the possible inconveniences of transport and the risk and cost of losing some of the items, and, at then, the impossibility of checking the quality of the service.

An in-house laundry with high technology and high efficiency machines, optimises productivity of the personnel.

Correct maintenance of the equipment guarantees a smooth running laundry, preventing machine down-time and the resulting regrettable days.

For us at IMESA, providing an impeccable, fast and reliable service comes naturally. That is why we work day after day to offer you a special experience through our products and our services.

THE ADVANTAGES of an in-house laundry:

Controlling the laundry process is important to offer customers high quality and service.

Controlling the laundry process enables costs to be reduced by more than 50%.

Controlling the laundry process makes it possible to choose the most suitable treatment for each fabric, avoiding damage caused by aggressive soaps and excessively energetic cycles, all in respect of the environment.

Controlling the laundry process prolongs the life of the linen.

#CARINGABOUTYOU

The Flow of Linen Treatment in the Laundry

TIPS FOR OPTIMIZATION LINEN MAINTENANCE

Factors influencing a washing cycle are:

- TISSUE ANALYSIS
- PRIOR ANALYSIS OF WATER
- MOST SUITABLE DETERGENT
- CHEMICAL ACTION
- THERMAL ACTION
- MECHANICAL ACTION
- TIMING IN THE VARIOUS PHASES (pre-washing/washing/rinsing/centrifugal)

HARDNESS OF THE WATER

The hardness of the water plays a fundamental role in washing. Check the values and compare with the reference technician for the definition of the washing cycles.

- Soft water : 0-8°F
- Medium water : 8-18°F
- Hard water : 18°F more

SOAPS

The correct amount of detergent depends on the hardness of the water, the type of linen and the degree of soiling of it. The weight of the detergent may be verified cycle by cycle. The most appropriate detergent is the one suggested for the fabric to be treated.

TIPS FOR A CORRECT DRYING

FABRICS SELECTION

Check drying symbols on fabric labels to avoid unpleasant damage.

For even drying, please divide the linen by type of fabric and by desired degree of drying.

Based on the characteristics of the fabric, set the temperature, the air flow, the exposure time and the desired drying level.

FLAT LINEN

1. SORTING OF DIRTY LINEN

- Divide garments by type of fabric, color and degree of dirt
- Use trolleys exclusively dedicated to dirty linen



2. HIGH SPIN WASHING

- Select the appropriate washing cycle in the program library OR
- Create the custom washing program considering:
 - water hardness
 - water temperature
 - type of detergent
 - spin power



3. DRYING IN TUMBLE DRYER

- Select the recommended drying program for the type of fabric



4. IRONING WITH DRYING IRONER

- Select the recommended drying program for the type of fabric considering the required humidity



4a. IRONING with FLATWORK IRONER

- Select the recommended drying program for the type of fabric considering the required humidity



5. FOLDING

- Proceed with folding
- In case of Calender with bending machine, bending occurs automatically at the end of the cycle



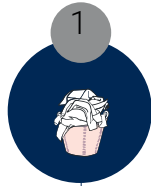
6. STORAGE IN CLOAKROOM and/or RETURN



GARMENTS

1. SORTING OF DIRTY LINEN

- Divide garments by type of fabric, color and degree of dirt
- Use trolleys exclusively dedicated to dirty linen



2. HIGH SPIN WASHING

- Select the appropriate washing cycle in the program library
- OR
- Create the custom washing program considering:
 - characteristics of the water
 - characteristics of the fabric
 - more suitable detergent
 - correct temperature
 - number of revolutions washing and in spin



3. DRYING WITH TUMBLE DRYER

- Select the recommended drying program for the type of fabric considering temperature, drying time and required humidity
- or
- Create the custom drying program



4. GARMENT FINISHING

- Proceed with ironing using the appropriate equipment for the item to be treated (press, table, form finisher, topper etc.)



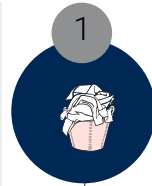
5. STORAGE IN CLOAKROOM and/or RETURN



TOWELS

1. SORTING OF DIRTY LINEN

- Divide garments by degree of dirt
- Use trolleys exclusively dedicated to dirty linen




2. HIGH SPIN WASHING

- Select the appropriate washing cycle in the program library
- OR
- Create the custom washing program considering:
 - water hardness
 - water temperature
 - type of detergent
 - spin power



3. DRYING WITH TUMBLE DRYER

- Select the recommended drying program for the type of fabric



4. FOLDING

- Proceed with folding



5. STORAGE IN CLOAKROOM and/or RETURN



Washing

The wide range of IMESA washing machines has the answer to all washing needs.

[Simplicity](#), [Flexibility](#), [Productivity](#) e [Technology](#) are the distinctive features of IMESA products.

Smart washing machines connected to IMESA web portal allows the management of machines condition, the programmes updating and the consumption monitoring through the statistics programme.

LM SERIES HIGH SPIN WASHING MACHINES

With the LM high spin series, IMESA deploys technology and quality. The new-generation IM11 display, is the indispensable device, making the washing machine perfect for every customer. We respond to every washing need with a customised series of programmes, designed to save energy, water and soaps.

[LM 8-23 Kg](#) / [LM 26-32 Kg](#) / [LM 40-85 Kg](#) / [LM 100-125 Kg](#)

RC LOW SPIN WASHING MACHINES

The low spin washing machines IMESA RC series, combine technology and efficiency. They are the toughest solution to all washing needs, even in the most difficult environments. Fitted with the smart IM11 computer touch screen, the RC series achieves very high standards of performance.

[RC 8-23 Kg](#) / [RC 30-85 Kg](#)



IF ONLY MINIMAL SPACE IS AVAILABLE?

The [IMESA TANDEM](#) optimises the space available for an otherwise impossible professional in-house laundry.

A stacked and completely independent washing machine and dryer for a professional laundry in [half the space](#).

Up to 18Kg per hour productivity in less than 1 square meter.

[TDM 1111 Kg](#) / [TDM1818 Kg](#)

The IMESA ES series dryer is the drying solution for delicate linen not requiring ironing (towels) and for all tourism activities requiring [high productivity](#) and [excellent results](#).

The ES series is constantly evolving to keep up with the demands of the market and customers.

ES SERIES 10 TO 34 KG TUMBLE DRYERS

What is needed of a dryer?



Drying that is both effective and at the same time delicate to respect the fibres of towels, napkins, runners, sheets, tablecloths and curtains. The ES 10-34 line is designed to operate with the highest productivity and the maximum simplicity of a modern intuitive interface. Continuous R&D makes ES models ever more ergonomic, economical and reliable.

ES SERIES 55 AND 75 KG TUMBLE DRYERS

ES 55 and 75 kg dryers are the optimum solution for medium/high productivity laundries.

The result is perfect drying for all linen, including large items.

The standard drum rotation inversion on all dryers greatly reduces consumption, even with large capacity models.



ES GREEN 10 to 18 kg TUMBLE DRYERS

The ES GREEN electrically heated, closed circuit dryer with HEAT PUMP avoids emissions and tubes to the outside. It can also be installed in closed environments as no outlet is required for emissions.

Why choose a dryer with heat pump?

TO SAVE ENERGY!

The power needed to operate a dryer with heat pump is about one third that used by a traditional dryer.

The energy consumed for one cycle is **LESS THAN 50%** that consumed by a traditional dryer.

Ironing


The need for ironing, the last phase of the laundry process, is satisfied by IMESA's flatwork and drying ironer lines, designed to [optimise the ironing](#) of all flat linen.

A suitably structured in-house laundry taking the size of the items into consideration can iron from a minimum of 25 kg/h to a maximum of 90 kg/h of flat linen.

FI SERIES FLATWORK IRONERS

IMESA FI series flatwork ironers can rapidly iron all the small or large flat linen typical of hotels: tablecloths, sheets, towels and napkins.

FI 1000-1250-1500 Ø 25 / FI 1500-1750-2000 Ø 33



MCA SERIES DRYING IRONERS

IMESA MCA drying ironers dry and iron damp linen simultaneously in a single operation, without having to pass them through a dryer.

They are designed to continuously iron from 35 to 50 kg of flat linen per hour.

The compact size and possibility of installation against a wall make the MCA models ideal for restaurants, pubs and small/medium sized hotels.

MCA 150 - 180 - 210



MCM SERIES DRYING IRONERS

IMESA MCM drying ironers guarantee high performance and reliability.

Hourly production ranges from 60 kg/h to 90 kg/h.

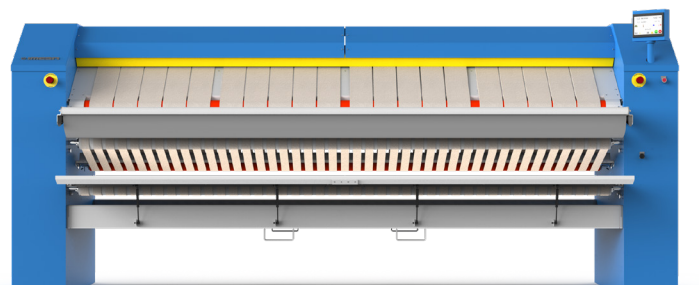
Designed for maximum ironing quality, the MCM range is available with:

- motorised output of the linen on both sides for faster ironing,
- the possibility of ironing on two independent lines, with configuration of type of fold: single, double or none.

- suction feed table for perfect fabric feed.

Its advanced technology is expressed in attention to detail.

MCM 2500 - 2800 - 3200





Laundry, our business.


More than 50 years of professionalism have made us experts in the hotel sector.

Our nature as a builder, combined with our mature expertise, brings us closer to the needs of customers.

We study for each of them [customized solutions](#), and calibrated investments, that satisfy the need for [economic savings and maximum productivity of laundry service](#).



Focused Solutions



Sizing means evaluating all the elements necessary to define what must be the hourly capacity of the laundry, such as to ensure the satisfaction of the user's needs.

Not considering all the variables in the correct way, you can incur two errors: underdimensioning the laundry with the result that it will not be possible to treat all the quantities of linen required, or oversize the laundry generating higher and disproportionate costs of purchase and management.

Hotels are characterised by:

- Number of beds
- The treatment of guests: overnight stay (bed/bathroom linen) or restaurant service (tablecloth, napkins)
- Additional services: wellness centre, gym, swimming pool etc.
- Laundry service for guests
- Daily productivity required

In IMESA, we design the **BEST SOLUTION** for each structure considering all these details as well as the space available, dedicated personnel and influence of water, energy and gas consumption on the costs.

A careful examination of each individual customer is what we do, what allows us to achieve the ideal and highly performing system.

#IMESASOLUTION



HOTEL Solution



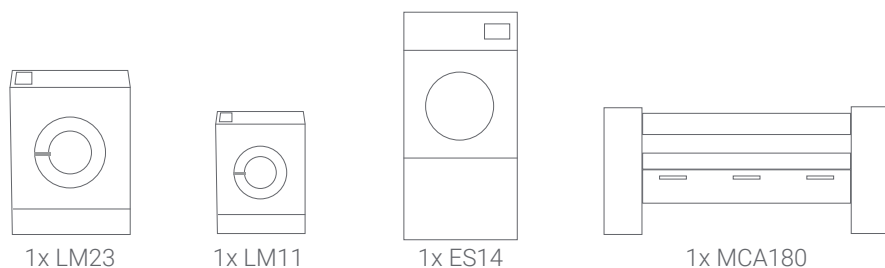
Type of structure : 3★★★★HOTEL without RESTAURANT
 Bed places: 180
 Mean level of monthly occupation: 80%
 Per capita consumption per guest: 3,0 Kg
 Type of linen: cotton mixed flat (bedrooms) + towels (bathroom)
 Weekly changes: 3
 Hours of laundry activity: 8 h x 5 day/week = 40 cycles

Weekly dealing load: 1.300 kg of which
 Washing load :1300 Kg/week -260 kg/day – 33 kg/cycle
 Drying load: 80 % =1040 Kg/week -210 kg/day – 13 kg/cycle
 Daily ironing load: 70% = 900 Kg/week – 180 kg/day – 23 kg/hour

SOLUTION 1

| | |
|------------|---|
| 1 x LM 23 | High spin washing machine 23 Kg - overall dim. 880L x 1056P x 1284H mm |
| 1 x LM 11 | High spin washing machine 11 Kg - overall dim. 720L x 884P x 1059H mm |
| 1 x ES 14 | Tumble dryer 14 Kg - overall dim. 1022L x 918P x 1932H mm |
| 1x MCA 180 | Drying ironer 180 – Length 1800 mm - overall dim. 2013L x 671P x 1157H mm |

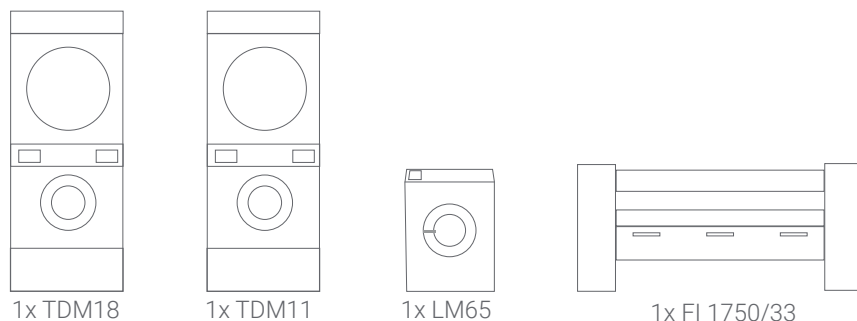
AREA DEVOTED: 16 sqm



SOLUTION 2

| | |
|------------------|---|
| 1 x TANDEM 18/18 | Washer 18 Kg + Dryer 18 Kg - overall dim. 880L x 1196P x 2159H |
| 1 x TANDEM 11/11 | Washer 11 Kg + Dryer 11 kg - overall dim. 720L x 1003P x 1991H |
| 1 x LM 65 PEDV | Professional Washer 6,0 Kg -- overall dim. 595L x 585P x 850H mm |
| 1 x FI 1750/33 | Flatwork ironer – Length 175 cm - overall dim. 2263L x 671p x 1157H |

AREA DEVOTED: 5 linear sqm x 2,5 depth



HOTEL Solution



Type of structure : 4 ★★★★★ HOTEL with RESTAURANT

Bed places: 120

Mean level of monthly occupation: 85%

Restaurant tables: 50

Type of linen: cotton flat linen (bedrooms) + towels (bathrooms) + restaurant

Per capita consumption per guest: 4,5 Kg (linen, restaurant and various included)

Weekly changes: 4

Hours of laundry activity: 12 h (2 turns of 6h each) x 5 days/week = 60 cycles

Weekly dealing load: 1.840 kg of which

Washing load :1840 Kg/week - 370 kg/day – 31 kg/cycle

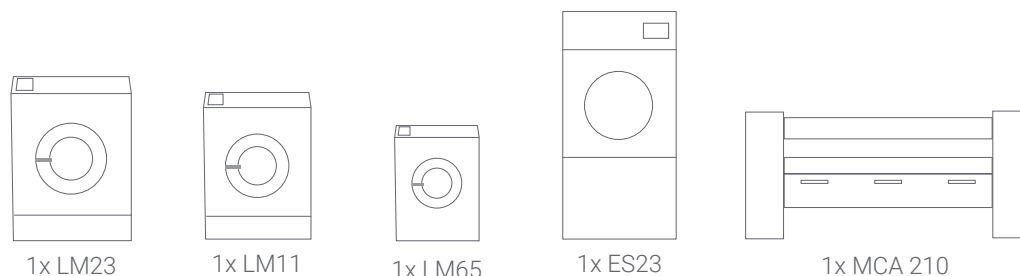
Drying load: 85 % =1560 Kg/week - 310 kg/day – 26 kg/cycle

Daily Ironing load: 75% = 1380 Kg/week – 280 kg/day – 24 kg/hour

SOLUTION 1

| | |
|-------------|--|
| 1 x LM 23 | High spin washing machine 23 Kg - overall dim. 880L x1056P x 1284H mm |
| 1 x LM 11 | High spin washing machine 11 kg – overall dim. 720L x 884P x 1059H mm |
| 1 x LM 65 P | Professional washer 6 Kg - overall dim. 595L x 595P x 850H mm |
| 1 x ES 23 | Tumble dryer 23 Kg - overall dim. 1022L x 918P 4 x 1932H mm |
| 1 x MCA 210 | Drying ironer 210 - Length 2100 mm - overall dim. 2704L x 598P x1092H mm |

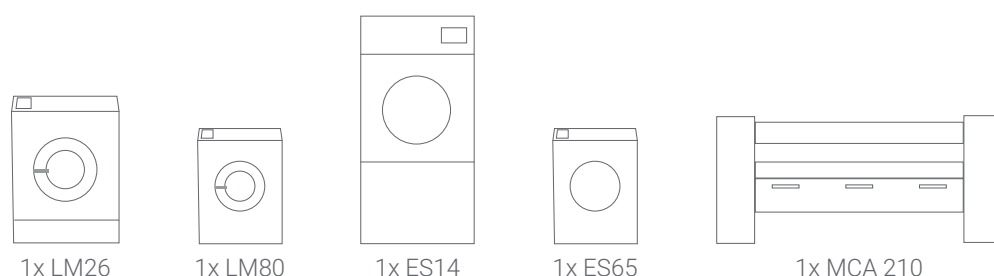
AREA DEVOTED: 24 sqm



SOLUTION 2

| | |
|-------------|---|
| 1 x LM 26 | High spin washing machine 26 Kg - oevall dim. 1100L x 996P x1500H mm |
| 1 x LM 80 P | Professiona washer 8 Kg - overall dim. 595L x 700P x 850H mm |
| 1 x ES 14 | Tumble dryer 14 Kg - overall dim. 791L x 874P x 1804H mm |
| 1 x ES 65 P | Professional dryer 6 Kg - overall dim. 595L x 595P x 850H mm |
| 1x MCA 210 | Drying ironer 210 - Length 2100 mm - overall dim. 2704L x 598P x 1092H mm |

AREA DEVOTED: 20 sqm



RESTAURANT Solution



Type of structure : RESTAURANT (Lunch + dinner) opening 6 days/week

Restaurant tables: 45 (4 places each)

Restaurant places: total 150/days (2 turns: 60 at lunch + 90 at dinner)

Hours of laundry activity: 6 h (1 turn) x 6 days/week = 36 cycles

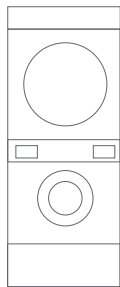
| Type of linen | Q.ty | Weigh gr/pc | Kg/day |
|-------------------------------------|------|-------------|-----------------|
| Napkins (50 x 50) | 150 | 50 | 7,5 |
| Doilies (100 x 100) | 80 | 200 | 16,0 |
| Table cloth (140 x 140) | 45 | 400 | 18,0 |
| Uniform | -- | -- | 10,0 |
| Dish towels, floorcloth, mops, ecc. | -- | -- | 5,0 |
| Mixed linen | | | 3,5 |
| TOTAL DAILY LINEN | | | 60,0 kg |
| TOTAL WEEKLY LINEN | | | 360,0 kg |

SOLUTION 1

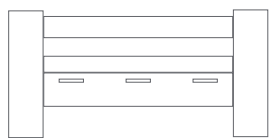
1x TDM 11/11 Overlapped Washer + Dryer - overall dim. 720L x 1003P x 1991H mm

1x MC/A 150/33 Drying ironer 150 - length 1500 mm - overall dim. 2013x671x1157 mm

AREA DEVOTED: 3 linear sqm x 2,5 depth



1x TDM11



1x MCA150

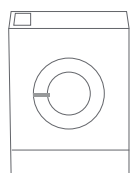
SOLUTION 2

1x LM 11 High spin washing machine 11 Kg - overall dim. 720L x 884P x 1059H mm

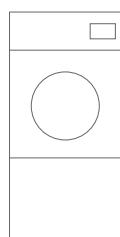
1x ES 14 Tumble dryer 14 Kg - overall dim. 791L x 874P x 1804H mm

1x FI 1500/33 Flatwork ironer 1500 - Length 1500 mm - overall dim. 2013L x 671P x 1157H

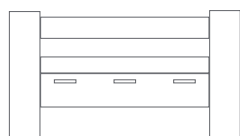
AREA DEVOTED: 9 - 12 sqm



1x LM11



1x ES14



1x FI1500

SELF SERVICE Solution

ideal for holiday villages, campsites, tourist residences

The manager of a resort and a campsite knows how important it is to offer their guests new services to make their holiday unforgettable. Among the services perceived as real added value by customers, is the laundry service in self-service formula.

Why offer guests the opportunity to wash their own laundry independently?

Because in addition to customer satisfaction, the manager of the structure perceives a gain from the activity.

EXAMPLE

1x TDM11/11 Tandem capacity 11Kg - overall dimensions 720Lx1003Px1991H mm

2x TDM18/18 Tandem capacity 18Kg - overall dimensions 880Lx1196Px2159Hmm

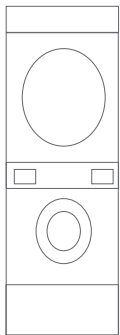
Pet Service:

1x TDM11/11 Tandem capacity 11Kg - overall dimensions 720Lx1003Px1991H mm

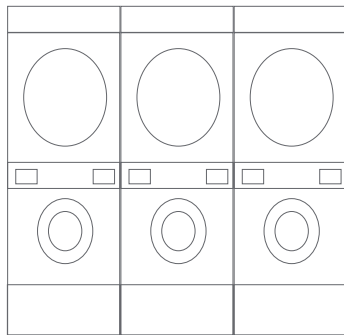
Fittings:

1x Centralized cash desk with 3xCard Bio + 1xCard dispenser

AREA DEVOTED: 7 linear sqm



1xTDM11



1xTDM11 1xTDM18 1xTDM18





imesa.it